

CT CONVERTERS

& Exhaust Warehouse



**INSTALLER
CATALOG
400 LEDYARD STREET
HARTFORD CT 06114
860-296-9330 / 800-487-7609
WWW.CTCONVERTERS.NET**



WWW.FACEBOOK.COM/CTCATALYTICCONVERTERSLLC



Table of Contents

Page Number	Section
2	Table of Contents
3	Tools
4	Walker O2 Sensors
5	Run Rite
6	Straight Tubing
7	OBD II By Design Universal Converters
8	Standard Duty Universal Converters
12	Standard Duty/Enhanced Standard Duty Universal Converters
13	Eastern Catalytic Converters
14	High Flow/Diesel Converters
15	California OBD II Universal Converters C.A.R.B Approved
16-17	Clamps
18	Universal/Specialty Hangers
19	Universal Strap Hooks/Wire Hangers
20	Universal & Special Application Flanges
21	Exhaust Pipe Flanges
22	Header Gaskets & Flanges
23	Manifold Shoulder Bolts & Springs
24	Accessories - O2 Sensor/Air Tube Connector & Replacement
25	Bolts, Nuts & Screws
26	Washers & Penetrating Catalyst
27	Flex Sections
28	Enforcer Economy Mufflers
29	Enforcer Economy Mufflers/Muffler Stands
30	High Performance Stainless Steel Mufflers
31-33	Economy Performance Mufflers
34-35	Magnaflow Mufflers
36-37	Flowmaster Mufflers
38-39	Aluminized Glasspacks
40-42	Stainless Steel & Chrome Tips
43	Universal Aluminized & Stainless X & Y Pipes
44-47	Flex Solutions

Terms & Conditions:

As one of the leaders in the industry we can assure you that our products and services will not disappoint you. We strive to offer you the most competitive pricing for the highest quality products available to make you more competitive to your customers.

CT Converters LLC will not be responsible for, or guarantee, any exhaust products we sell to comply with various sound level ordinances.

NOTE: Although every effort has been made to ensure the accuracy of information, CT Converters LLC is not responsible for errors in this catalog's content. We reserve the right to change pricing and/or the products in the catalog.

Don't see what you need?

Call us at 860-296-9330

This catalog is produced by CT Converters LLC. It is intended for the exclusive use of our customers and all rights are reserved. We are not responsible for typographical errors. Possession of this catalog does not constitute an offer to sell.

©Copyright 2013 CT Converters LLC.

TOOLS

CUT OFF WHEELS



Part No. UP1150

(Three replacement cutting wheels)

MIG WELDING WIRE



Part No. WW03033
(.030 33 LBS)

Part No. WW03533
(.035 33 LBS)

WELDING NOZZLE



Part No. 169715
(1/2 Nozzle Miller)

MUFFLER CEMENT



Part No. T27 – 16oz.

This high-performance muffler cement applies like putty but dries metal hard.

CONTACT TIPS



Part No. 000067
(.030 Contact Tips) 10PK

Part No. 000068
(.035 Contact Tips) 10PK

RECIPROCATING SAW BLADES



Part No. 400428
(6" Sawzall Blade 18TPI)

Part No. 404358
(9" Sawzall Blade 18TPI)

Part No. 404334
(9" Sawzall Blade 14TPI)



Walker[®]
 Innovative Engine Management Solutions

Walker Products 2013

U.S. Oxygen Sensor Program Highlights

The Walker Products 2013 Oxygen Sensor Program has the most comprehensive OE style program. Our sensors feature 100% OE Fit, Form, and Function for both Domestic and Import vehicles.

Database Coverage:

- Through the 2012 model year Walker Products has identified 67,395 lines of Oxygen Sensor data for Domestic and Import vehicles.
- Providing coverage for 65,845 of these lines of data or 98% of all identified applications.

OEM Coverage:

- The 2013 Walker O2 Sensor Program has 874 part numbers, consisting of 859 direct fit part numbers and 15 universals.
- This provides coverage for over 5,780 OE P/Ns and over 26,280 vehicles.
- Walker also provides coverage for over 541 Alternative fuel vehicles consisting of 194 Hybrid vehicles and 347 Bi-fuel, CNG and LPG vehicles.

Walker O2 Sensor Characteristics:

- 100% use of OEM based sensors.
- 100% OE Fit, Form and Function for all covered applications.
- Direct fit connectors for all listed OE applications.

Walker offers the most complete Oxygen Sensor Program:

- Lowest Inventory Costs
- All Makes – All Models
- Highest ROI

Featuring:

- Air Fuel Ratio Sensors
- 5-Wire Wideband Sensors
- 12 & 18 mm Titania Sensors
- Comprehensive Zirconia Sensor coverage
- Isolated and Case Ground Sensors
- FLO and UFLO Sensors
- Planar Sensors
- All with OEM Connectors



YOUR FIRST CHOICE IN QUALITY PRODUCTS

© 2012 Walker Products, Inc WF37-

400 Ledyard Street Hartford CT 06114
 Tel: (860) 296 9330 Toll Free: (800) 487 7609 Fax: (860) 296 9950

GT CONVERTERS
 & Exhaust Warehouse



3 STEP KIT
1000S SINGLE KIT
1000 (8 PCS) CASE

Available in both 3 and 4 step kits, the Run-Rite formula is proven to remove carbon buildup from injectors, valves and combustion chambers. It loosens and removes gums, coking, dirt and deposits from the engine to provide better performance and fuel economy in modern engines and fuel systems.



STARTER KIT 9915
INCLUDES:
9600 INSTALLATION
9700 THROTTLE TOOL
POS MATERIALS

Carbon is a naturally occurring byproduct in a combustion engine, it looks like a thin coat of black soot. Many things, like contaminants found in lower grade gasoline can cause a vehicle to run rich. Oil leaks, and short trip driving can lead to excessive carbon buildup and really cause you problems. This buildup can lead to decreased fuel mileage, excessive emissions, hesitation, lack of power, stalling and poor acceleration because the carbon buildup on the vehicles sensors does not allow the computer to properly control the air/fuel mixture, which can lead to even further carbon buildup.



INTAKE SNAKE 9710



SNAKE HEADS 1310
2 PER BOTTLE

Don't see what you need?
Call us at 860-296-9330

400 Ledyard Street Hartford CT 06114
Tel: (860) 296 9330 Toll Free: (800) 487 7609 Fax: (860) 296 9950



STRAIGHT TUBING

ALUMINIZED

- Manufactured from Aluminum Killed Deep Drawing Quality Steel
- Prevents Splits and Wrinkles
- Re-aluminized Weld Seam - Better Appearance and Helps Prevent Corrosion
- All the Necessary Diameters, Lengths and Gauges For Your Bending Needs



PART NO.	O.D.	GAUGE	LENGTH
BENDABLE ALUMINIZED TUBING			
112A1016	1 1/2"	16	10'
134A1016	1 3/4"	16	10'
178A1016	1 7/8"	16	10'
200A1014	2"	14	10'
212A1014	2 1/2"	14	10'
214A1014	2 1/4"	14	10'
234A1014	2 3/4"	14	10'
300A1014	3"	14	10'
312A1014	3 1/2"	14	10'

PART NO.	O.D.	GAUGE	LENGTH
BENDABLE ALUMINIZED TUBING			
400A1014	4"	14	10'
412A1016	4 1/2"	16	10'
500A1016	5"	16	10'

PART NO.	O.D.	GAUGE	LENGTH
BENDABLE 409 STAINLESS TUBING			
200S1016	2"	16	10'
214S1014	2 1/4"	14	10'
212S1014	2 1/2"	14	10'
300S1014	3"	14	10'

400 Ledyard Street Hartford CT 06114
Tel: (860) 296 9330 Toll Free: (800) 487 7609 Fax: (860) 296 9950



UNIVERSAL CONVERTERS

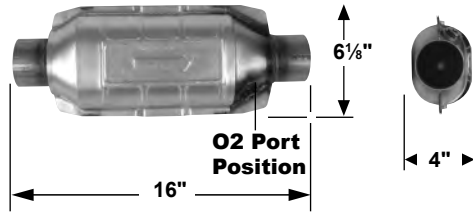
608*** Series OBDII Vehicles up to LEV

EPA OBDII BY DESIGN

Made to keep the "Light Off" (MIL check engine light).

EPA OBD II	EPA Eng./Test Weight
3-WAY	5.9L, 6250 lbs
3-WAY w/Air	5.9L, 6250 lbs

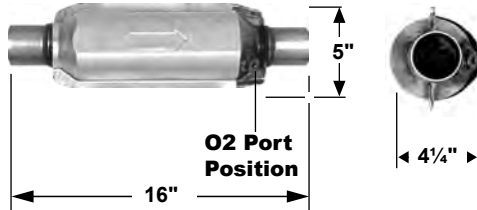
Oval - w/o Air Tube



Units have O2 Sensor port in Outlet, unless otherwise noted

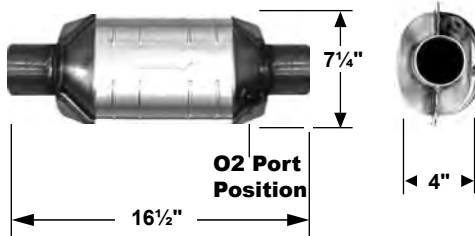
	INLET/I.D.	OUTLET/I.D.
608204	2"	2" w/O2 Sensor port
608205	2-1/4"	2-1/4" w/O2 Sensor port
608206	2-1/2"	2-1/2" w/O2 Sensor port

Round - w/o Air Tube




	INLET/I.D.	OUTLET/I.D.
608214	2"	2" w/O2 Sensor port
608215	2-1/4"	2-1/4" w/O2 Sensor port
608216	2-1/2"	2-1/2" w/O2 Sensor port

Oval - w/o Air Tube



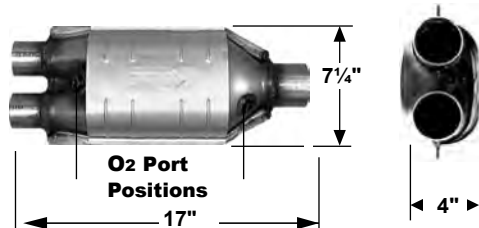
	INLET/I.D.	OUTLET/I.D.
608224	2"	2" w/O2 Sensor port
608225	2-1/4"	2-1/4" w/O2 Sensor port
608226	2-1/2"	2-1/2" w/O2 Sensor port
608227	3"	3" w/O2 Sensor port

Oval - w/o Air Tube



	INLET/I.D.	OUTLET/I.D.
608234	2"	2" w/Two O2 Sensor ports
608235	2-1/4"	2-1/4" w/Two O2 Sensor ports

Oval - w/o Air Tube



	INLET/I.D.	OUTLET/I.D.
608240	2" Dual	2-1/2" w/Two O2 Sensor ports

400 Ledyard Street Hartford CT 06114
Tel: (860) 296 9330 Toll Free: (800) 487 7609 Fax: (860) 296 9950

GT CONVERTERS
& Exhaust Warehouse

UNIVERSAL CONVERTERS

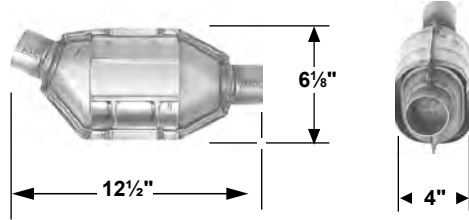
608*** Series - (cont.) LEVII and Cleaner Applications

EPA OBDII BY DESIGN

These parts utilize a higher precious metal loading for LEVII and cleaner emission standards.

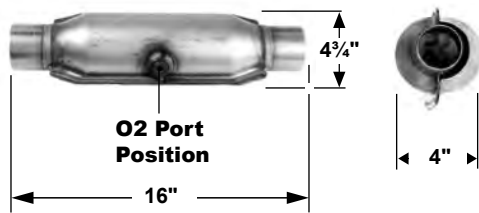
EPA OBD II	EPA Eng./Test Weight
3-WAY	5.9L, 6250 lbs
3-WAY w/Air	5.9L, 6250 lbs

Special Body - Angled Inlet, w/o Air Tube



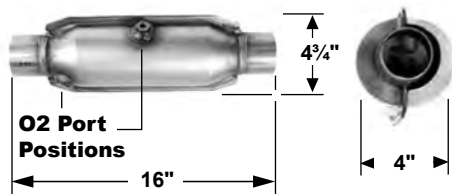
	INLET/I.D.	OUTLET/I.D.
608284	2"	2"
608285	2-1/4"	2-1/4"
608286	2-1/2"	2-1/2"

Round - w/Air Tube



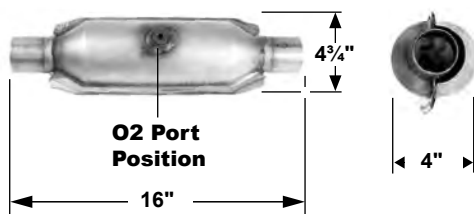
	INLET/I.D.	OUTLET/I.D.
608316	2-1/2"	2-1/2" O2 sensor port at middle of shell

Round - w/Air Tube



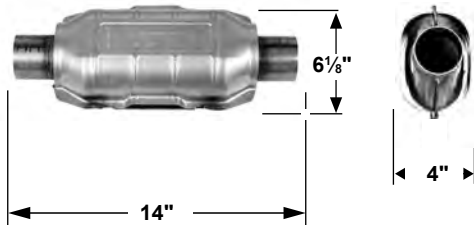
	INLET/I.D.	OUTLET/I.D.
608326	2-1/2"	2-1/2" Two O2 sensor ports, one at middle of shell & one at left top inlet

Round - w/Air Tube



	INLET/I.D.	OUTLET/I.D.
608314	2"	2" O2 sensor port at middle of shell

Oval - w/o Air Tube



	INLET/I.D.	OUTLET/I.D.
608404	2"	2"
608405	2-1/4"	2-1/4"
608406	2-1/2"	2-1/2"
608407	3"	3"

400 Ledyard Street Hartford CT 06114
Tel: (860) 296 9330 Toll Free: (800) 487 7609 Fax: (860) 296 9950



UNIVERSAL CONVERTERS

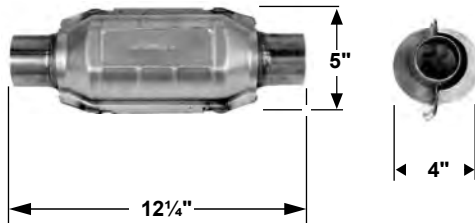
608*** Series - (cont.) LEVII and Cleaner Applications

EPA OBD II	EPA Eng./Test Weight
3-WAY	5.9L, 6250 lbs
3-WAY w/Air	5.9L, 6250 lbs

EPA OBDII BY DESIGN

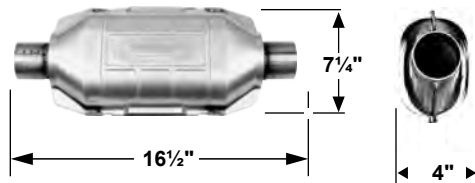
These parts utilize a higher precious metal loading for LEVII and cleaner emission standards.

Round - w/o Air Tube



	INLET/I.D.	OUTLET/I.D.
608414	2"	2"
608415	2-1/4"	2-1/4"
608416	2-1/2"	2-1/2"
608417	3"	3"

Oval - w/o Air Tube



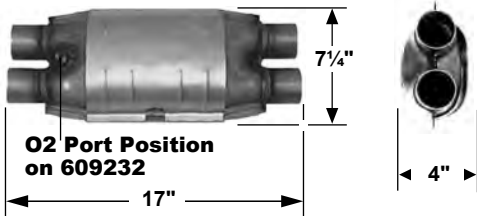
	INLET/I.D.	OUTLET/I.D.
608434	2"	2"
608435	2-1/4"	2-1/4"
608436	2-1/2"	2-1/2"
608437	3"	3"

LARGE BODY SUPER X DUTY

6090** Series

SPECIAL	EPA Eng./Test Weight
2-WAY	5.9L, 6515 lbs
3-WAY	5.9L, 6515 lbs

Oval - w/o Air Tube



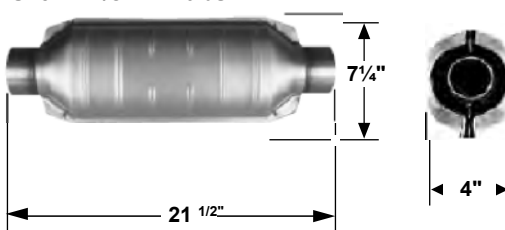
	INLET/I.D.	OUTLET/I.D.
609231	2" Dual	2" Dual
609232	2" Dual, w/O2 Sensor port	2" Dual

6060** Series

SUPER DUTY

SPECIAL	EPA Eng./Test Weight
2-WAY	7.5L, 15000 lbs
3-WAY	7.5L, 15000 lbs

Oval - w/o Air Tube



	INLET/I.D.	OUTLET/I.D.
606005	2 1/4"	2-1/4" w/o air tube
606006	2-1/2"	2-1/2" w/o air tube
606007	3"	3" w/o air tube

400 Ledyard Street Hartford CT 06114
Tel: (860) 296 9330 Toll Free: (800) 487 7609 Fax: (860) 296 9950



UNIVERSAL CONVERTERS

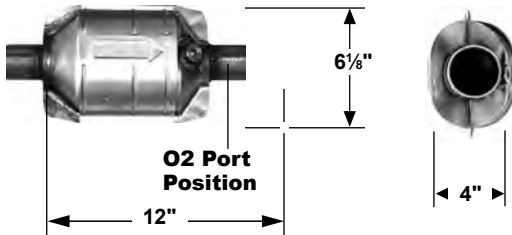
608*** Series - (cont.) OBDII Vehicles up to LEV

EPA OBDII BY DESIGN

Made to keep the "Light Off" (MIL check engine light).

EPA OBD II	EPA Eng./Test Weight
3-WAY	5.9L, 6250 lbs
3-WAY w/Air	5.9L, 6250 lbs

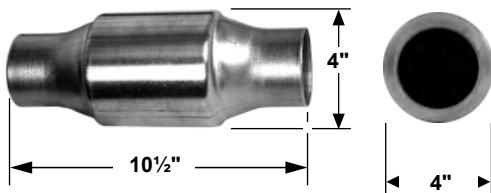
Oval - w/o Air Tube



	INLET/I.D.	OUTLET/I.D.
608294	2"	2" w/O2 Sensor port
608295	2-1/4"	2-1/4" w/O2 Sensor port

Spun Body one-piece design Round - w/o Air Tube

OBDII By Design, EPA, 5.9L to 6000 lbs



	INLET/I.D.	OUTLET/I.D.
608384	2"	2"
608385	2-1/4"	2-1/4"
608395	2-1/4"	2-1/4" w/O ₂ Sensor Fitting
608386	2-1/2"	2-1/2"
608396	2-1/2"	2-1/2" w/O ₂ Sensor Fitting
608387	3"	3"
608397	3"	3" w/O ₂ Sensor Fitting

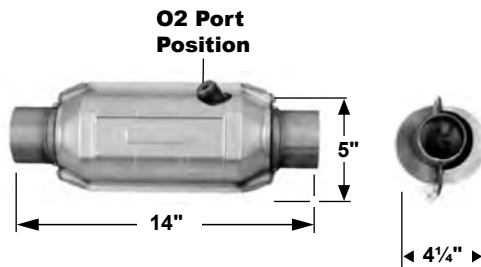
608*** Series LEVII and Cleaner Applications

EPA OBDII BY DESIGN

These parts utilize a higher precious metal loading for LEVII and cleaner emission standards.

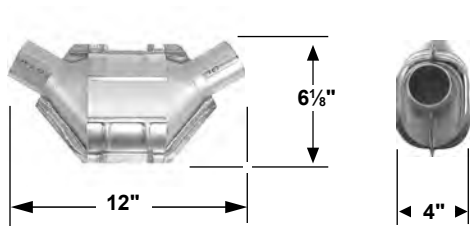
EPA OBD II	EPA Eng./Test Weight
3-WAY	5.9L, 6250 lbs
3-WAY w/Air	5.9L, 6250 lbs

Round - w/o Air Tube



	INLET/I.D.	OUTLET/I.D.
608264	2"	2" w/O2 Sensor port
608265	2-1/4"	2-1/4" w/O2 Sensor port
608266	2-1/2"	2-1/2" w/O2 Sensor port

Special Body - Angled Inlet and Outlet, w/o Air Tube



	INLET/I.D.	OUTLET/I.D.
608274	2"	2"
608275	2-1/4"	2-1/4"
608276	2-1/2"	2-1/2"

400 Ledyard Street Hartford CT 06114
Tel: (860) 296 9330 Toll Free: (800) 487 7609 Fax: (860) 296 9950



UNIVERSAL CONVERTERS

6020**/6022** Series

STANDARD DUTY

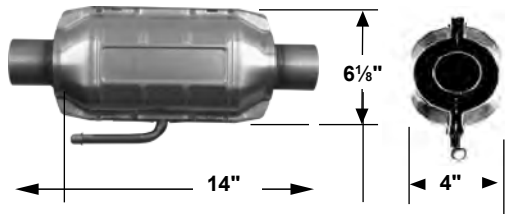
STANDARD DUTY	EPA Eng./Test Weight
2-WAY	5.9L, 5500 lbs
3-WAY	5.9L, 5500 lbs
3-WAY, w/Air	5.9L, 5500 lbs

INLET/I.D.


OUTLET/I.D.

602003	1-3/4"	1-3/4" w/air tube
602004	2"	2" w/air tube
602005	2-1/4"	2-1/4" w/air tube
602006	2-1/2"	2-1/2" w/air tube
602007	3"	3" w/air tube

Oval - w/Air Tube



Oval - w/o Air Tube



INLET/I.D.

OUTLET/I.D.

602203	1-3/4"	1-3/4" w/o air tube
602204	2"	2" w/o air tube
602205	2-1/4"	2-1/4" w/o air tube
602206	2-1/2"	2-1/2" w/o air tube
602207	3"	3" w/o air tube

602*** SPECIALTY

STANDARD DUTY

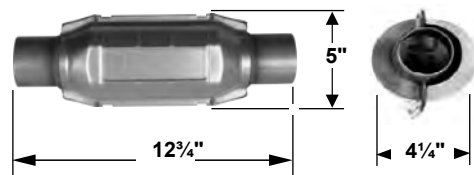
STANDARD DUTY	EPA Eng./Test Weight
2-WAY	5.9L, 5500 lbs
3-WAY	5.9L, 5500 lbs

INLET/I.D.

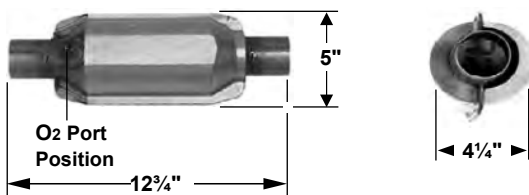
OUTLET/I.D.

602213	1-3/4"	1-3/4" w/o air tube
602214	2"	2" w/o air tube
602215	2-1/4"	2-1/4" w/o air tube, 13" OAL
602216	2-1/2"	2-1/2" w/o air tube, 13" OAL

Round - w/o Air Tube



Round - w/O2 port



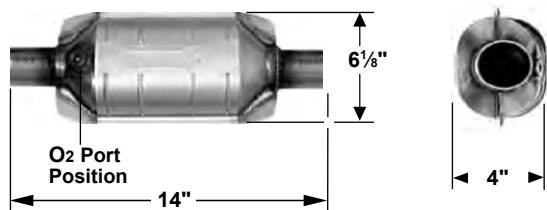
INLET/I.D.

OUTLET/I.D.

602234	2" w/Center O2 Sensor port	2"
602235	2" w/Dr. side O2 Sensor port	2"
602236	2" w/Pass. side O2 Sensor port	2"

602234 Shown w/Center Oxygen Sensor Port

Oval - w/O2 port



INLET/I.D.

OUTLET/I.D.

602244	2" Dr. side O2 Sensor port	2"
602254	2" Pass. side O2 Sensor port	2"
602264	2" Center O2 Sensor port	2"

602264 Shown w/Center Oxygen Sensor Port

400 Ledyard Street Hartford CT 06114
Tel: (860) 296 9330 Toll Free: (800) 487 7609 Fax: (860) 296 9950

GT CONVERTERS
& Exhaust Warehouse

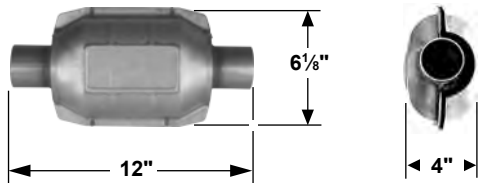
UNIVERSAL CONVERTERS

602*** SPECIALTY - (cont.)

STANDARD DUTY

STANDARD DUTY	EPA Eng./Test Weight
2-WAY	5.9L, 5500 lbs
3-WAY	5.9L, 5500 lbs
3-WAY, w/Air	5.9L, 5500 lbs

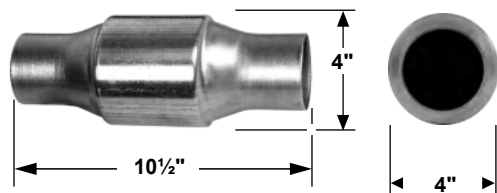
Oval - w/o Air Tube



	INLET/I.D.	OUTLET/I.D.
602293	1-3/4"	1-3/4"
602294	2"	2"
602295	2-1/4"	2-1/4"
602296	2-1/2"	2-1/2"

Spun Body one-piece design Round - w/o Air Tube

Pre-OBDDII, EPA, 5.9L to 6000 lbs



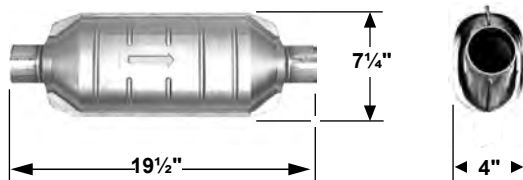
	INLET/I.D.	OUTLET/I.D.
602384	2"	2"
602385	2-1/4"	2-1/4"
602386	2-1/2"	2-1/2"
602387	3"	3"

6025** Series - (cont.)

ENHANCED STANDARD DUTY

ENHANCED STANDARD DUTY	EPA Eng./Test Weight
2-WAY	5.9L, 6515 lbs
3-WAY	5.9L, 6515 lbs
3-WAY, w/Air	5.9L, 6515 lbs

Oval - w/o Air Tube



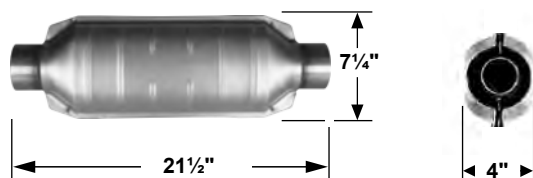
	INLET/I.D.	OUTLET/I.D.
602583	1-3/4"	1-3/4" w/o air tube
602584	2"	2" w/o air tube
602585	2-1/4"	2-1/4" w/o air tube
602586	2-1/2"	2-1/2" w/o air tube
602587	3"	3" w/o air tube

6060** Series

SUPER DUTY

SUPER DUTY	EPA Eng./GVWR
2-WAY	7.5L, 15000 lbs or less
3-WAY	7.5L, 15000 lbs or less

Oval - w/o Air Tube

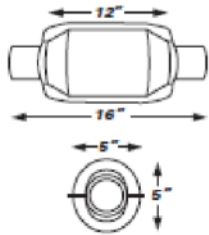


	INLET/I.D.	OUTLET/I.D.
606005	2-1/4"	2-1/4" w/o air tube
606006	2-1/2"	2-1/2" w/o air tube
606007	3"	3" w/o air tube

400 Ledyard Street Hartford CT 06114
Tel: (860) 296 9330 Toll Free: (800) 487 7609 Fax: (860) 296 9950

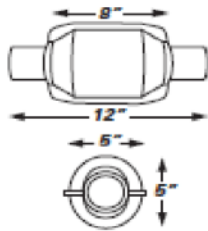
GT CONVERTERS
& Exhaust Warehouse

EASTERN CATALYTIC



12" ECO II One Sensor,
angles, no air tube

P/N	SIZE
82734	2"/2"
82735	2.25"/2.25"
82736	2.5"/2.5"



8" ECO II Two Sensor,
no air tube

P/N	SIZE
82264	2"/2"
82265	2.25"/2.25"

Stuffed tube with endcap: 4" No sensor, no air tube



7" OAL

P/N	SIZE
92214 ECO III	2"/2"
82214 ECO II	2"/2"



8" OAL

P/N	SIZE
92204 ECO III	2"/2"

Don't see what you need?

Call us at 860-296-9330



7.5" OAL

P/N	SIZE
92224 ECO III	2"/2"



8.5" OAL


P/N	SIZE
92234 ECO III	2"/2"
82234 ECO II	2"/2"

SPECIALTY UNIVERSAL CONVERTERS

HIGH FLOW

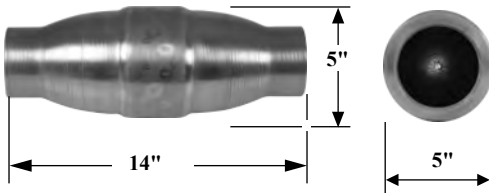
HIGH FLOW	EPA Eng./Test Weight
2-WAY	5.7L, 6000 lbs
3-WAY	5.7L, 6000 lbs

Round - Small Body, OBDII EPA Only, w/o Air tube, 200 Cell Stainless Steel Substrate



	INLET/I.D.	OUTLET/I.D.
X24	2"	2" w/o air tube
X25	2-1/4"	2-1/4" w/o air tube
X26	2-1/2"	2-1/2" w/o air tube

Round - Large Body, OBDII EPA Only, w/o Air tube, 200 Cell Stainless Steel Substrate



	INLET/I.D.	OUTLET/I.D.
X36	2-1/2"	2-1/2" w/o air tube
X37	3"	3" w/o air tube

Don't see what you need?

DIESEL

Call us at 860-296-9330

10" Oval (14" OAL)	10" No sensor, no air tube
Inlet /outlet	DIESEL
1.75" / 1.75"	75326
2" / 2"	75316
2.25" / 2.25"	75317
2.50" / 2.50"	75318
3" / 3"	75330

13.5" HD	13.5" No sensor, no air tube, 6" Diameter
Inlet /outlet	DIESEL
2.50" / 2.50"	75501
3" / 3"	75502
3.50" / 3.50"	75503
4" / 4"	75504

400 Ledyard Street Hartford CT 06114
Tel: (860) 296 9330 Toll Free: (800) 487 7609 Fax: (860) 296 9950

GT CONVERTERS
& Exhaust Warehouse

CALIFORNIA OBD II UNIVERSAL C.A.R.B. APPROVED

NOTICE TO CATALOG USERS:



Listings in this catalog are based on the Executive Orders issued by the Air Resources Board.


Catalyst in this catalog must be used in accordance with this information. Engine family numbers and emission levels in this catalog must match the vehicle you are intending to install a converter on.

* THIS APPLIES ONLY TO VEHICLES REGISTERED IN THE
STATE OF CALIFORNIA OR NEW YORK

412004



412006



412005



CLAMPS

STANDARD 5/16" U-BOLT



P/N	SIZE	BOX QTY
U118	1 1/8"	1
U114	1 1/4"	1
U112	1 1/2"	1
U158	1 5/8"	1
U134	1 3/4"	1
U178	1 7/8"	1
U200	2"	1
U218	2 1/8"	1
U214	2 1/4"	1
U212	2 1/2"	1

STAINLESS STEEL 3/8" U-BOLT



P/N	SIZE	BOX QTY
SS112	1 1/2"	1
SS134	1 3/4"	1
SS178	1 7/8"	1
SS200	2"	1
SS214	2 1/4"	1
SS212	2 1/2"	1
SS300	3"	1

3/8" EXTRA HEAVY DUTY CLAMPS 3/8" U-BOLT 11 GAUGE SADDLE



P/N	SIZE	BOX QTY
H200	2"	1
H218	2 1/8"	1
H214	2 1/4"	1
H238	2 3/8"	1
H212	2 1/2"	1
H258	2 5/8"	1
H234	2 3/4"	1

DGM STYLE 3/8" U-BOLT W/ FLANGE NUT



P/N	SIZE	BOX QTY
M112	1 1/2"	1
M158	1 5/8"	1
M134	1 3/4"	1
M178	1 7/8"	1
M200	2"	1
M218	2 1/8"	1
M214	2 1/4"	1
M212	2 1/2"	1
M238	2 3/8"	1
M258	2 5/8"	1
M300	3"	1

BULK CLAMPS



Case Qty: 50	
Size	Item #
1 5/8"	108158-50B
1 3/4"	108134-50B
1 7/8"	108178-50B
2"	108200-50B
2 1/8"	108218-50B
2 1/4"	108214-50B
2 1/2"	108212-50B
3"	108300-50B

Don't see what you need?

Call us at 860-296-9330

400 Ledyard Street Hartford CT 06114
Tel: (860) 296 9330 Toll Free: (800) 487 7609 Fax: (860) 296 9950



CLAMPS

FLAT BAND CLAMPS



P/N	SIZE	BOX QTY
9501	3"	1
9502	3 1/2"	1
9503	4"	1
9504	5"	1
9736	5 1/2"	1
9506	6"	1

AIR TUBE SADDLE CLAMPS



P/N	SIZE	BOX QTY
4904-1	1/2"	25
4914-1	5/8"	25
4907-1	3/4"	25
4925-1	1"	25

AUDI - VW- BMW SLEEVE CLAMPS



P/N	SIZE	LENGTH	PKG QTY
8640	2 1/4"	5"	1
8641	2"	5"	1

PREFORMED CLAMPS W/ GASKET - LAP JOINT



P/N	SIZE	MATERIAL
9700	3"	ALUMINIZED STEEL
9701	3 1/2"	ALUMINIZED STEEL
9702	4"	ALUMINIZED STEEL
9703	5"	ALUMINIZED STEEL
9730	3"	BRIGHT 304 STAINLESS STEEL
9731	3 1/2"	BRIGHT 304 STAINLESS STEEL
9732	4"	BRIGHT 304 STAINLESS STEEL
9733	5"	BRIGHT 304 STAINLESS STEEL

PREFORMED CLAMPS - LAP JOINT



P/N	SIZE	MATERIAL
9660	2"	ALUMINIZED STEEL
9661	2 1/4"	ALUMINIZED STEEL
9662	2 1/2"	ALUMINIZED STEEL
9663	2 3/4"	ALUMINIZED STEEL
9604	3"	ALUMINIZED STEEL
9605	3 1/2"	ALUMINIZED STEEL
9606	4"	ALUMINIZED STEEL
9607	5"	ALUMINIZED STEEL
9664	2"	BRIGHT 304 STAINLESS STEEL
9665	2 1/4"	BRIGHT 304 STAINLESS STEEL
9666	2 1/2"	BRIGHT 304 STAINLESS STEEL
9667	2 3/4"	BRIGHT 304 STAINLESS STEEL
9668	3"	BRIGHT 304 STAINLESS STEEL
9669	3 1/2"	BRIGHT 304 STAINLESS STEEL
9623	4"	BRIGHT 304 STAINLESS STEEL
9670	4 1/2"	BRIGHT 304 STAINLESS STEEL
9624	5"	BRIGHT 304 STAINLESS STEEL
9671	6"	BRIGHT 304 STAINLESS STEEL

400 Ledyard Street Hartford CT 06114
Tel: (860) 296 9330 Toll Free: (800) 487 7609 Fax: (860) 296 9950

GT CONVERTERS
& Exhaust Warehouse

UNIVERSAL HANGERS

The Original 360° Swinger is a heavy-duty universal tailpipe hanger that saves on installation time and inventory requirements. The unique swinger can simultaneously swing left and right from 0° to 45°, make right and left deep-knee bends, and turn 360° (as shown at left). Our exclusive closed box lower bracket balances center-line tension for maximum strength and durability. The mounting strap is easily modified for hundreds of applications, including car, bus, truck and RV. Always look for our trademark TPH-360™ on the straps. All Swingers are also available with the open bottom design.

Description	Length	Boxed Bulk	Case Qty:
HANGER	9 3/4"	11175-50	50



Ideal for today's larger pick-ups, SUV's, RV's even buses and heavy duty trucks. The 2" wide 11 gauge metal strap adds heavy duty strength to the TPH-360 Swinger's proven versatility over a wide range of applications. The "MAXI" is available in three lengths, all with or without bolt holes. The "N" suffixes indicates straps with no holes. Always look for our trademark TPH-360 Swinger™ on the straps.

Case Qty: Item	Bulk 10 Length	# of Holes
11585-10	9 3/4"	6
11587-10	17 1/4"	16

SPECIALTY HANGER



8531




8516



8166



P/N	BOX QTY.
11071-50	50



P/N	BOX QTY.
11375-25	25



P/N	BOX QTY.
21150-100	100

400 Ledyard Street Hartford CT 06114
Tel: (860) 296 9330 Toll Free: (800) 487 7609 Fax: (860) 296 9950

GT CONVERTERS
& Exhaust Warehouse

Universal Strap Hooks

The Hang-It-All is a universal loop hanger designed to handle a variety of different jobs. The Hang-It-All adapts to fit wherever a rubber loop hanger is used. Each Hang- It-All Kit comes with all of the necessary hardware to fit dozens of configurations for many Ford, GM, and import installations. The heavy-duty rubber strap and brackets eliminate rattles and vibration.

Item #17146



Item#	Description	Length	Pcs Per Box
37515-10	90 Strap Hook	8"	10
37516-10	180 Strap Hook	8"	10



Universal Wire Hangers



Item #	Length	Style	Pcs Per Box
25361-25	6"	1	25
25367-25	8"	1	25
25368-25	10"	1	25
25369-25	12"	1	25
25371-10	10"	2	10

400 Ledyard Street Hartford CT 06114
Tel: (860) 296 9330 Toll Free: (800) 487 7609 Fax: (860) 296 9950

GT CONVERTERS
& Exhaust Warehouse

UNIVERSAL & SPECIAL APPLICATION FLANGES

3-HOLE UNIVERSAL FLANGE



P/N	SIZE	BOX QTY
9152	2"	10
9152S	2"	1
8032	2 5/8"	1
8033	3 1/16"	1

2-HOLE UNIVERSAL FLANGE



P/N	SIZE	BOX QTY
9153	1 3/4"	10
9153s	1 3/4"	1
8036	1 3/4"	1

Note: 9153,9153S - 5/16" thick 8036 - 3/8" thick

2-HOLE UNIVERSAL FLANGE



P/N	SIZE	BOX QTY
9154	2 1/8"	10
9154S	2 1/8"	1

2-HOLE UNIVERSAL FLANGE



P/N	SIZE	BOX QTY
9155	2 5/16"	10
9155S	2 5/16"	1
8035	2 5/16"	1

2-HOLE UNIVERSAL FLANGE



P/N	SIZE	BOX QTY
9156	2 9/16"	10
9156S	2 9/16"	1

3-HOLE UNIVERSAL FLANGE



P/N	SIZE	BOX QTY
9158	2 5/16"	10
9158S	2 5/16"	1

4-HOLE GM FLANGE



P/N	SIZE	BOX QTY
9160	2 1/4"	10
9160S	2 1/4"	1

4-HOLE GM FLANGE



P/N	SIZE	BOX QTY
9161	2"	10
9161S	2"	1

OEM STYLE FLANGE - FORD



P/N	SIZE	BOX QTY
8029	2 9/16"	1

OEM STYLE FLANGE - FORD



P/N	SIZE	BOX QTY
8030	2 1/16"	1

OEM STYLE FLANGE - FORD



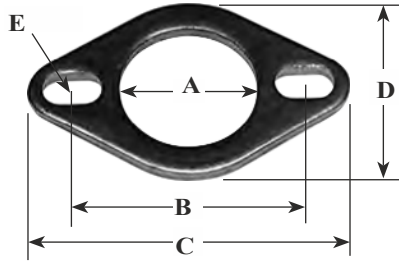
P/N	SIZE	BOX QTY
8031	2 5/16"	1

OEM STYLE FLANGE - GM



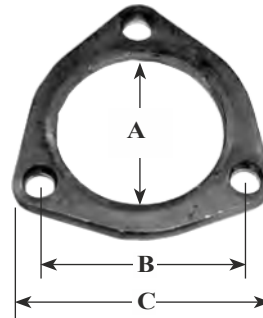
P/N	SIZE	BOX QTY
8797	2 7/16"	1

EXHAUST PIPE FLANGE CHARTS

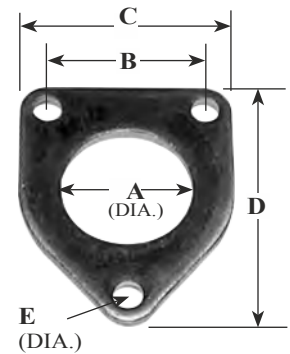


P/N	A	B	C	D	E
8035	2 3/8"	3 7/8"	5 1/4"	3 1/2"	1/2" x 7/8" slot
8036	1 3/4"	3 1/2"	4 3/4"	3"	1/2" x 3/4" slot
8788	2"	3"	4"	2 3/4"	1/2"
8793	2 1/8"	3 1/8"	3 7/8"	3"	7/16"
9153#	1 3/4"	3 1/2"	4 3/4"	3"	1/2" x 3/4" slot
9153S	1 3/4"	3 1/2"	4 3/4"	3"	1/2" x 3/4" slot
9154#	2 1/8"	3 1/2"	4 3/4"	3"	1/2" x 3/4" slot
9154S	2 1/8"	3 1/2"	4 3/4"	3"	1/2" x 3/4" slot
9155#	2 5/16"	3 7/8"	5 1/4"	3 1/2"	1/2" x 7/8" slot
9155S	2 5/16"	3 7/8"	5 1/4"	3 1/2"	1/2" x 7/8" slot
9156#	2 9/16"	3 7/8"	5 1/4"	3 1/2"	1/2" x 7/8" slot
9156S	2 9/16"	3 7/8"	5 1/4"	3 1/2"	1/2" x 7/8" slot
9175	1 7/8"	3 1/16"	4 1/4"	2 3/4"	9/16" x 11/16" slot
9176	2 1/16"	3 1/16"	4 1/4"	2 3/4"	9/16" x 11/16" slot
9179	2 1/16"	3 1/2"	4 7/8"	3 1/16"	7/16" x 7/8" slot
9181	2"	3 1/2"	4 3/4"	3"	1/2" x 3/4" slot
9184	2 1/16"	3"	4"	2 3/4"	1/2"
9185	2 1/4"	3 7/16"	4 1/2"	3"	1/2"

P/N	A	B	C
8032	2 5/8"	3 3/16"	3 7/8"
8033	3 1/16"	3 5/16"	4 1/8"
8034	2 5/8"	3 1/16"	3 7/8"
8799	2 7/16"	2 13/16"	3 5/8"
9152#	2"	2 11/16"	3 3/4"
9152S	2"	2 11/16"	3 3/4"
9158#	2 5/16"	2 11/16"	3 15/16"
9158S	2 5/16"	2 11/16"	3 15/16"
9173	2 1/2"	3 1/8"	3 15/16"
9177	2 1/8"	2 11/16"	3 5/8" (rad.)
9178	2 5/8"	3 1/16"	3 7/8"
9180	3 1/16"	3 5/16"	4 1/8"



P/N	A	B	C	D	E
9174	2"	2 7/16"	3 3/8"	4 3/16"	7/16"



Laminated in 5 layers to dissipate heat build-up and prevent pre-mature burn-out. Each flange includes two (2) 3/8" tap bolts and heat-treated locking flange nuts. They also serve as an ideal general purpose flange. There is no need to disassemble pipe for flange repairs.

Pipe Size	Item #
Fits 1 3/4" to 2" Pipes	29169-1

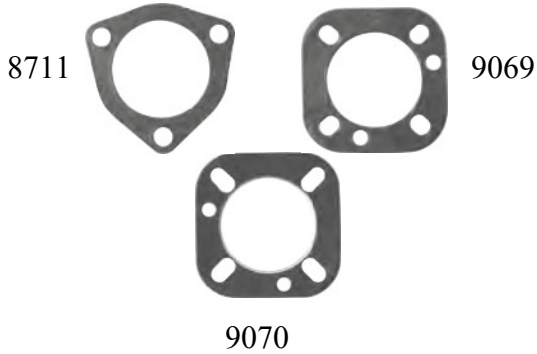
400 Ledyard Street Hartford CT 06114
Tel: (860) 296 9330 Toll Free: (800) 487 7609 Fax: (860) 296 9950

GT CONVERTERS
& Exhaust Warehouse

HEADER GASKETS & FLANGES


Allows Exhaust System Installation on Header Equipped Vehicles

GASKETS



P/N	DESCRIPTION
8711	2 1/2" Center Hole Flange Gasket
9069	3" Center Hole Flange Gasket
9070	3 1/2" Center Hole Flange Gasket

FLANGE



P/N	A	B	C
9071	2 1/2"	4"	2 1/2" O.D. 3 Hole
9073	3" O.D.	4 1/2"	2 1/2" O.D. 3 or 4 Hole

3 Bolt Collector Flange Kits complete with 2 flanges, 2 gaskets and hardware.

P/N	SIZE
H7259	2.5
H7260	3



Also Available by Special Order



Don't see what you need?

Call us at 860-296-9330

400 Ledyard Street Hartford CT 06114
Tel: (860) 296 9330 Toll Free: (800) 487 7609 Fax: (860) 296 9950



MANIFOLD SHOULDER BOLTS & SPRINGS

 <p>4680 GM/Geo/Suzuki/Toyota</p>	 <p>4970 GM/Subaru</p>	 <p>4972 GM</p>	 <p>4973 Ford/Mazda</p>				
 <p>4974 GM</p>	 <p>4975 Chrysler</p>	 <p>4978 Toyota</p>	 <p>4979 Toyota</p>				
 <p>F5309 Universal Spring (10 per box)</p>	 <p>4678 Acura/Chrysler/ Honda/Subaru</p>	 <p>4682 Acura/Honda (2 each per kit)</p>	 <p>4971S (Single) GM/Ford/Mazda 4971 (10/box)</p>	 <p>4976 GM/Chrysler</p>	 <p>8037 GM</p>		
 <p>8038 GM</p>	 <p>8039 Subaru</p>	<p>JOINT CONNECTOR</p>  <table border="1"> <thead> <tr> <th>P/N</th> <th>DESCRIPTION</th> </tr> </thead> <tbody> <tr> <td>8802</td> <td>Fits 1 3/4" and 2" pipes Gasket included. Stainless Steel</td> </tr> </tbody> </table>		P/N	DESCRIPTION	8802	Fits 1 3/4" and 2" pipes Gasket included. Stainless Steel
P/N	DESCRIPTION						
8802	Fits 1 3/4" and 2" pipes Gasket included. Stainless Steel						

CLAMP-A-STUD



P/N	SIZE	BOX QTY
17350	1/4" - 1 1/4"	1
17351	1 1/4" - 2 1/4"	1
17352	2 1/4" - 3 1/4"	1

ACCESSORIES

OXYGEN SENSOR ACCESSORIES

4961
18 mm Male O2 Sensor Plug
10per box



4752
12 mm Female O2 Sensor Boss
10per box



4962
18 mm Female O2 Sensor Boss
10per box



4753
Toyota, Lexus, GEO, Mitsubishi,
Subaru, Chrysler Imports:
2 Bolt O2 sensor Boss
10per box



4751
18 mm Female O2 Sensor Boss,
45 Deg. cut
10per box



AIR TUBE CONNECTOR KITS

4785
1/2" UNIVERSAL KIT
Stainless Steel



Fits 1/2" Air Tube applications.

Contains: 1 - 12" lg., 1/2" air tube sized I.D. ends 2 - 1/2" air tube clamps
1 - 1/2" O.D. x 3/4" I.D. adapter
1 - 1/2" hose clamp

4787
3/4" UNIVERSAL KIT
Stainless Steel



Fits 3/4" Air Tube applications

Contains: 1 - 12" lg., 3/4" air tube sized I.D. ends 2 - 3/4" air tube clamps
1 - 1/2" O.D. x 3/4" I.D. adapter
1 - 3/4" hose clamp

AIR TUBE REPLACEMENTS



4948
UNIVERSAL AIR TUBE KIT - SINGLE

Fits 1/2" & 3/4" Air Tubes
Allows for easy connection from OEM air tube to after-market converter.

INCLUDES: 12" of 3/4" High Temp. Hose,
(2) Hose Clamps, (2) High Temp. Thermo Plastic Hose
Size Adapters.

Don't see what you need?

Call us at 860-296-9330

400 Ledyard Street Hartford CT 06114
Tel: (860) 296 9330 Toll Free: (800) 487 7609 Fax: (860) 296 9950

GT CONVERTERS
& Exhaust Warehouse

BOLTS, NUTS & SCREWS

HEX HEAD BOLTS – GRADE #2 & #5

STANDARD

Thread
Length



P/N	SIZE	GRADE	BOX QTY
F5167	5/16" X 1 1/4"	2	100
F5285	5/16" X 1 1/4"	5	100
F5283	5/16" X 1 1/2"	2	100
F5229	5/16" X 2"	2	100
F5230	5/16" X 2 1/2"	2	100
F5293	3/8" X 1 1/4"	2	100
F5231	3/8" X 1 1/2"	2	100
F5290	3/8" X 1 1/2"	5	100
F5233	3/8" X 3 1/2"	2	50

FULL
Thread
Length



P/N	SIZE	GRADE	BOX QTY
F5228	5/16" X 1"	2	100
F5284	5/16" X 1"	5	100
F5160	5/16" X 1 1/2"	2	100
F5306	5/16" X 2"	2	100
F5169	3/8" X 1"	2	100
F5288	3/8" X 1"	5	100
F5289	3/8" X 1 1/4"	5	100
F5307	3/8" X 1 1/2"	2	100
F5170	3/8" X 2"	2	100
F5226	3/8" X 2 1/2"	2	50
F5232	3/8" X 3"	2	50
F5171	7/16" X 1 1/2"	2	50

METRIC HEX HEAD BOLTS



P/N	SIZE	PITCH	LENGTH	THREAD	BOX QTY
F5222	8MM	1.25	40MM(FULL)	Std.	100
F5223	10MM	1.25	30MM(FULL)	Fine	50
F5310	10MM	1.50	25MM(FULL)	Std.	100
F5312	10MM	1.50	50MM(Std.)	Std.	50

HEX HEAD NUTS



P/N	SIZE	THREAD	BOX QTY
F5161	5/16"	Std.	100
F5163	3/8"	Std.	100
F5164	7/16"	Std.	50
F5302	7/16" X 5/8"	Std.	100
F5243	1/2"	Std.	50
F5301	5/16" (Flange)	Std.	100
F5240	3/8" (Flange)	Std.	100

SELF TAPPING SCREWS



P/N	SIZE	BOX QTY
F5173	5/16" X 1"	100
F5165	3/8" X 1 1/2"	100
F5250	3/8" X 1"	100
F5251	3/8" X 1 1/2"	100

HEX HEAD NUTS (METRIC)



P/N	SIZE	PITCH	THREAD	BOX QTY
F5216	8MM	1.25	Std.	100
F5217	10MM	1.25	Fine	100
F5218	10MM	1.5	Std.	100
F5314	10MM	1.5	Flange	10

With Finder Point



Without Finder Point



Standard Length

P/N	SIZE	BOX QTY
F5298	3/8" X 2"	100
F5300	3/8" X 2 1/4"	100
F5210	3/8" X 2 1/4" (w/finder pt)	100
F5299	3/8" x 3"	50
F5211	3/8" x 3 1/4"	50
F5254	3/8" x 3 1/2" (w/finder pt)	50
F5209	7/16" x 2 1/2"	50

Metric Length

P/N	SIZE	BOX QTY
F5213	10MM X 1.50 X 50MM	100
F5261	10MM X 1.25 X 42MM	100

400 Ledyard Street Hartford CT 06114
Tel: (860) 296 9330 Toll Free: (800) 487 7609 Fax: (860) 296 9950

GT CONVERTERS
& Exhaust Warehouse

WASHERS & PENETRATING OIL

LOCK WASHERS GRADE #2




P/N	SIZE	BOX QTY
F5162	5/16"	100
F5176	3/8"	100
F5177	7/16"	100

FLAT WASHERS GRADE #2



P/N	SIZE	BOX QTY
F5266	5/16" X 7/8"	100
F5267	5/16" X 9/16"	100
F5174	5/16" X 1 1/4"	100
F5268	3/8" X 1"	100
F5265	3/8" X 1 1/2"	100
F5269	3/8" X 13/16"	100
F5271	7/16" X 15/16"	100
F5270	7/16" X 1 1/4"	100

PB Penetrating Catalyst



The world famous PB Blaster Penetrating Catalyst is more than just great. PB quickly breaks loose surface tension rust and corrosion by creeping up, around and in to hard-to-reach cavities. It's ideal for brake, exhaust and suspension system jobs. Plus, lubricating film remains on parts to help prevent further rusting.

Saves time & money by ensuring user will not have to burn off or drill out nuts & bolts or other expensive & time consuming means of repairs **PART# 16 PB**

Don't see what you need?

Call us at 860-296-9330

400 Ledyard Street Hartford CT 06114
Tel: (860) 296 9330 Toll Free: (800) 487 7609 Fax: (860) 296 9950



FLEX SECTIONS

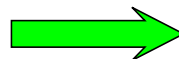
Part No.	I.D.	OAL
175X4HDN	1.75	8"
175X6HDN	1.75	10"
175X8HDN	1.75	12"
175X10HDN	1.75	14"
2X4HDN	2	8"
2X6HDN	2	10"
2X8HDN	2	12"
2X10HDN	2	14"
225X4HDN	2.25	8"
225X6HDN	2.25	10"
225X8HDN	2.25	12"
225X10HDN	2.25	14"
250X4HDN	2.5	8"
250X6HDN	2.5	10"
250X8HDN	2.5	12"
250X10HDN	2.5	14"
3X4HDN	3	8"
3X6HDN	3	10"
3X8HDN	3	12"
3X10HDN	3	14"



**DOUBLE BRAID
HEAVY DUTY
WITH NIPPLE**

WITH ENDS

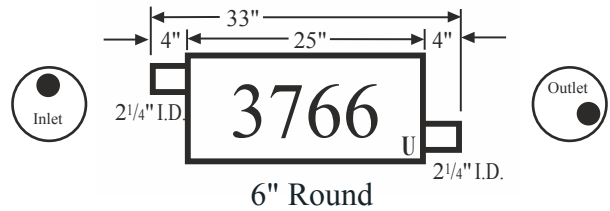
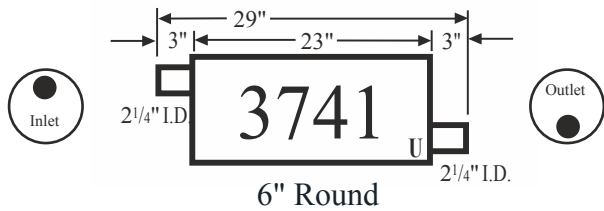
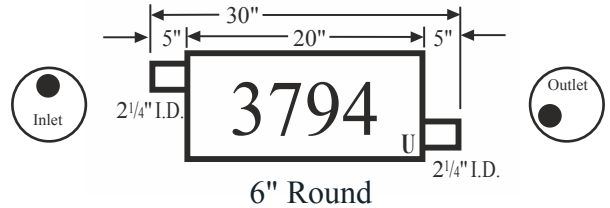
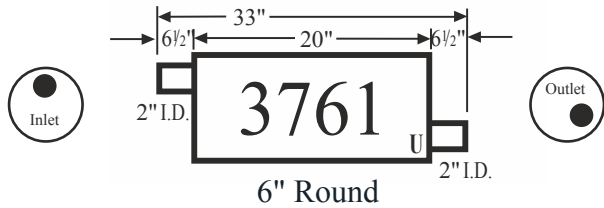
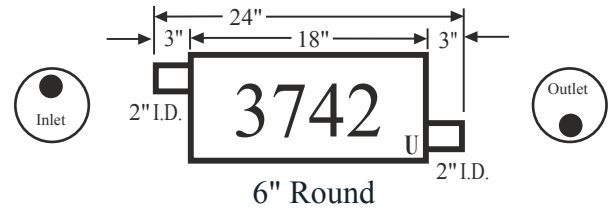

Part No.	I.D.	OAL
175X4HD	1.75	4"
175X6HD	1.75	6"
175X8HD	1.75	8"
175X10HD	1.75	10"
2X4HD	2	4"
2X6HD	2	6"
2X8HD	2	8"
2X10HD	2	10"
225X4HD	2.25	4"
225X6HD	2.25	6"
225X8HD	2.25	8"
225X10HD	2.25	10"
250X4HD	2.5	4"
250X6HD	2.5	6"
250X8HD	2.5	8"
250X10HD	2.5	10"
3X4HD	3	4"
3X6HD	3	6"
3X8HD	3	8"
3X10HD	3	10"



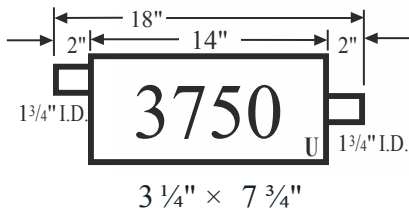
**DOUBLE BRAID
HEAVY DUTY**

WITHOUT ENDS

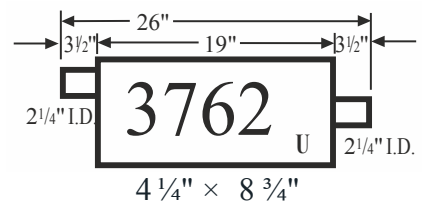
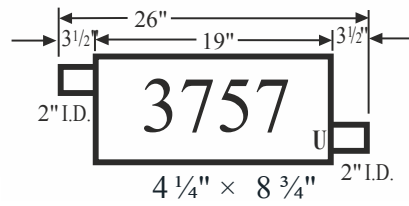
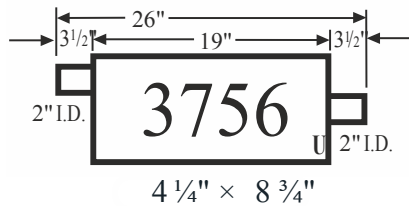
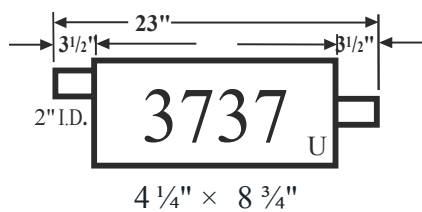
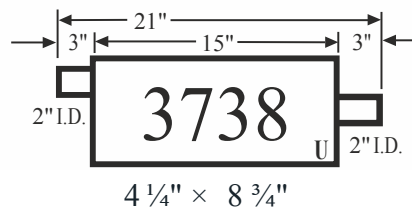
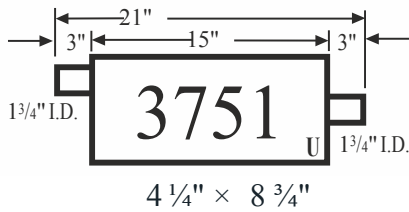
6" ROUND



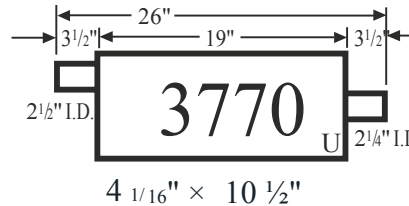
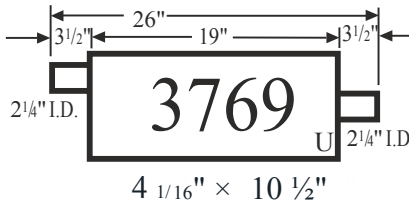
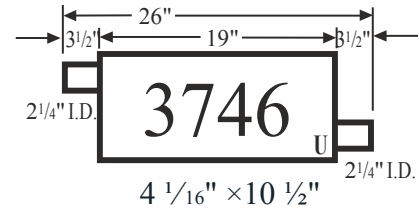
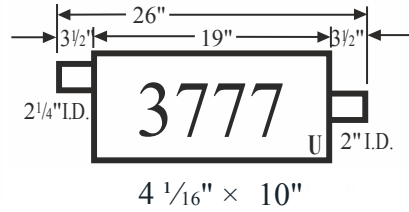
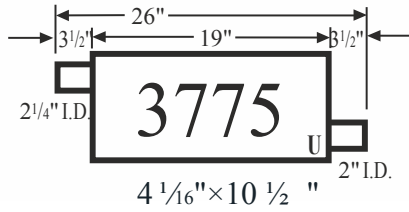
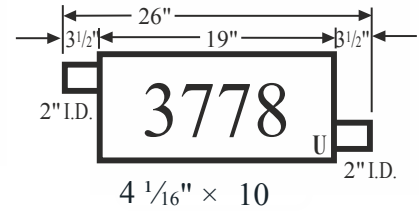
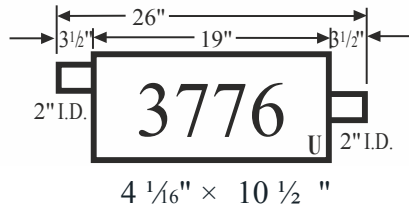
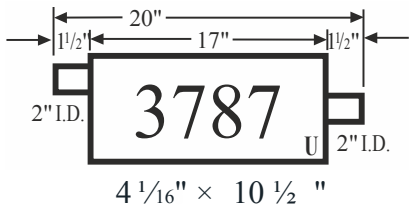
3 1/4" x 7 3/4"



4 1/4" x 8 3/4"



4 1/16" x 10 1/2"



MUFFLER STANDS
JMS-1

MADE IN THE USA OF 16 GAUGE ALUMINIZED STEEL

MAKE MUFFLER INSTALLATIONS EASIER

EXTENDS FROM 49" TO 81"



HIGH PERFORMANCE STAINLESS STEEL MUFFLERS



MR 12-9

ID: 2 1/4" OD: 4"
LENGTH: 16 1/4"



MR 12-2

ID: 2 1/4" OD: 4"
LENGTH: 16 1/4"



MB 19-4

ID: 2 1/4" OD: 3 1/2"
LENGTH: 21 1/4"



MR 12-1

ID: 2 1/4" OD: 4"
LENGTH: 16 1/4"



MB 18

ID: 2 1/4" OD: 4 1/2"
LENGTH: 21 1/4"



MB 19-3

ID: 2 1/4" OD: 4 1/2"
LENGTH: 21 1/4"



MB 8-8

ID: 2 1/4" OD: 2 X 3"
LENGTH: 23"



MB 19-5

ID: 2 1/4" OD: 4 1/2"
LENGTH: 21 1/4"

HIGH PERFORMANCE STAINLESS STEEL MUFFLERS



MB 16

**ID: 2 1/4" OD: 2 X 2 3/4"
LENGTH: 20 3/4"**



MB 15

**ID: 2 1/4" OD: 2 X 70 X 80MM
LENGTH: 21"**



MB 15-1

**ID: 2 1/2" OD: 2 X 70 X 80MM
LENGTH: 21"**



MB 14

**ID: 2 1/4" OD: 2 X 2 3/4"
LENGTH: 20 3/4"**



BLM01-50

**ID: 2 1/4" OD: 5 1/2" 3 1/4"
LENGTH: 21 1/4"**



MB 8-2

**ID: 2 1/4" OD: 2 X 2 3/4"
LENGTH: 21 1/4"**



MB 8-3

**ID: 2 1/4" OD: 2 X 2 3/4"
LENGTH: 20 3/4"**



MR 15-5

**ID: 2 1/4" OD: 3 1/2"
LENGTH: 18 1/4"**

HIGH PERFORMANCE STAINLESS STEEL MUFFLERS



MR 360

**ID: 2 2/5" OD: 3 1/2"
LENGTH: 18 1/8"**



MR 363

**ID: 2 2/5" OD: 3 1/2"
LENGTH: 18 1/8"**




MR 370

**ID: 2 2/5" OD: 3 1/2"
LENGTH: 18 1/8"**



MR 15-C

**ID: 2 1/4" OD: 3 1/2"
LENGTH: 18 1/4"**



MB 140-3

**ID: 2 1/2" OD: 4"
LENGTH: 19 1/2"**



MR 17-1

**ID: 2 1/4" OD: 4"
LENGTH: 18 3/4"**

PERFORMANCE MUFFLERS

4X9" OVAL , 13" BODY ,19" OVERALL
ALLOWS MAXIMUM FLOW AND POWER GAINS
POWERFUL AND AGGRESSIVE SOUND
(FLOWMASTER STYLE AND SOUND)


16 GAUGE ALUMINIZED SHELL
BAFFLES , END CAPS AND NECKS

FB0402	3" CENTER IN/DUAL 2.50" OUT - FITS 3" PIPE
FB0422	3" CENTER IN/DUAL 2.25" OUT - FITS 3" PIPE
FB2041	2" OFFSET IN 2" CENTER OUT - FITS 2" PIPE
FB2042	2" CENTER IN 2" OFFSET OUT - FITS 2" PIPE
FB2441	2.25" OFFSET IN 2.25" CENTER OUT - FITS 2.25" PIPE
FB2442	2.25" CENTER IN 2.25" OFFSET OUT - FITS 2.25" PIPE
FB2541	2.50" OFFSET IN 2.50" CENTER OUT - FITS 2.50" PIPE
FB3041	3" OFFSET IN 3" CENTER OUT - FITS 3" PIPE
FB2043	2" OFFSET IN 2" OFFSET OUT - FITS 2" PIPE
FB2443	2.25" OFFSET IN 2.25" OFFSET OUT - FITS 2.25" PIPE
FB2543	2.50" OFFSET IN 2.50" OFFSET OUT - FITS 2.50" PIPE
FB3043	3" OFFSET IN 3" OFFSET OUT - FITS 3" PIPE
FB2583	CAMARO 2.50" IN 2.50" OUT - FITS 2.50" PIPE
FB3051	3" OFFSET IN 3" CENTER OUT - FITS 3" PIPE
FB3052	3" CENTER IN 3" OFFSET OUT - FITS 3" PIPE
FB4422	2.25" CENTER IN/DUAL 2.25" OUT
FB5402	2.50" CENTER IN/DUAL 2.50" OUT - FITS 2.50" PIPE
FB5422	2.50" CENTER IN/DUAL 2.25" OUT - FITS 2.50" PIPE
FB4553	DUAL 2.25" IN 3" CENTER OUT - FITS 2.5" PIPE
FB4554	2.25" DUALIN/2.25" DUAL OUT - FITS 2.25" PIPE



4X9" OVAL , 6.5" BODY , 13" OVERALL
SINGLE CHAMBER RACE MUFFLERS
16 GAUGE ALUMINIZED STEEL

FB425	2.5" ID INLET 2.25" DUAL OUTLET
FB426	2.5" ID INLET 2.25" OUTLET CENTER/CENTER
FB427	3" ID INLET 2.5" ID DUAL OUTLET
FB428	3" ID INLET 3" ID OUTLET CENTER/CENTER
FB429	3" ID INLET 2.25" ID DUAL OUTLET
FB430	2.25" ID INLET 2.25" ID OUTLET OFFSET/OFFSET



400 Ledyard Street Hartford CT 06114
 Tel: (860) 296 9330 Toll Free: (800) 487 7609 Fax: (860) 296 9950

GT CONVERTERS
 & Exhaust Warehouse

PERFORMANCE MUFFLERS

ALL REVERSIBLE



**409 STAINLESS STEEL
STRAIGHT THROUGH FLOW DESIGN
INCREASED FLOW
EXCELLENT PERFORMANCE AND SOUND
(MAGNAFLOW STYLE AND SOUND)**

MF1224	2"X2" OFFSET/CENTER 14" MUFFLER - 20" OVERALL
MF1225	2 1/4" X 2 1/4" OFFSET/CENTER 14" MUFFLER - 20" OVERALL
MF1226	2 1/2" X 2 1/2" OFFSET/CENTER - 14" MUFFLER 20" OVERALL
MF1229	3"X3" OFFSET/CENTER - 14" MUFFLER - 20" OVERALL
MF1234	2"X 2" OFFSET/OFFSET - 14" MUFFLER - 20" OVERALL
MF1235	2 1/4" X 2 1/4" OFFSET/OFFSET - 14" MUFFLER - 20" OVERALL
MF1236	2 1/2" X 2 1/2" OFFSET/OFFSET - 14" MUFFLER - 20" OVERALL
MF1255	2 1/4" X 2 1/4" OFFSET/CENTER - 18" MUFFLER - 24" OVERALL
MF1256	2 1/2" X 2 1/2" OFFSET/CENTER - 18" MUFFLER - 24" OVERALL
MF1259	3"X 3" OFFSET/CENTER - 18" MUFFLER 24" OVERALL
MF1265	2 1/4" X 2 1/4" OFFSET/OFFSET - 18" MUFFLER - 24" OVERALL
MF1266	2 1/2" X 2 1/2" OFFSET/OFFSET - 18" MUFFLER - 24" OVERALL
MF2158	2 1/2" X 2 1/2" CENTER/DUAL - 14" MUFFLER - 20" OVERALL
MF2198	3" X 2 1/2" CENTER/DUAL - 14" MUFFLER - 20 OVERALL
MF2251	2 1/4" X 2 1/4" CENTER/DUAL- 18" MUFFLER - 24" OVERALL
MF2255	2 1/4" X 2 1/4" OFFSET/CENTER - 18 MUFFLER - 24" OVERALL
MF2256	2 1/2" X 2 1/2" OFFSET/CENTER - 18" MUFFLER - 24" OVERALL
MF2259	3"X3" OFFSET/CENTER - 18" MUFFLER - 24" OVERALL
MF2265	2 1/2" X 2 1/2" OFFSET/DUAL- 18" MUFFLER - 24" OVERALL
MF2268	2 1/2" X 2 1/2" CENTER/DUAL - 18" MUFFLER - 24" OVERALL
MF2278	3" X 2 1/4" CENTER/DUAL - 18" MUFFLER - 24" OVERALL
MF2288	3" X 2 1/2" CENTER/DUAL - 18" MUFFLER - 24" OVERALL
MF2289	3"X3" OFFSET/CENTER - 24" MUFFLER - 30" OVERALL
MF2298	3"X3" CENTER/DUAL - 18" MUFFLER - 24" OVERALL
MF2468	2 1/2" X 2 1/2" DUAL/DUAL - 18" MUFFLER - 24" OVERALL
MF2469	3"X3" DUAL/DUAL - 18" MUFFLER - 24" OVERALL
MF2568	2 1/2" X 2 1/2" DUAL/DUAL - 22" MUFFLER - 28" OVERALL
MF2588	3" X 2 1/2" CENTER/DUAL - 22" MUFFLER - 28" OVERALL
MF2589	3"X3" OFFSET/CENTER - 22" MUFFLER - 28" OVERALL
MF2590	3"X3" CENTER/DUAL - 22" MUFFLER - 28" OVERALL



400 Ledyard Street Hartford CT 06114
Tel: (860) 296 9330 Toll Free: (800) 487 7609 Fax: (860) 296 9950

GT CONVERTERS
& Exhaust Warehouse

4 in. X 9 in. Oval



In/Out	Length	Overall	Stainless
3in./3in.	14in.	20in.	11219



In/Out	Length	Overall	Stainless
2.25in./2.25in.	14in.	20in.	11225
3in./3in.	14in.	20in.	11229



In/Out	Length	Overall	Stainless
2.25in./2.25in.	14in.	20in.	11385 *

* = Tru-X Perforated Core



In/Out	Length	Overall	Stainless
2.25in./2.25in.	14in.	20in.	11235
2.5in./2.5in.	14in.	20in.	11236
2.5in./2.5in.	18in.	24in.	11266



In/Out	Length	Overall	Stainless
2.5in./2.5in.	11in.	17in.	11376

5 in. X 11 in. Oval



In/Out	Length	Overall	Stainless
3in./2.5in.	22in.	28in.	12588

5 in. X 8 in. Oval



In/Out	Length	Overall	Stainless	Polished
2.25in./4in.	14in.	23.25in.	N/A	14827
2in./2in.	18in.	24in.	12244	N/A



In/Out	Length	Overall	Stainless
2.5in./2.5in.	18in.	24in.	12256
3in./3in.	24in.	30in.	12289



In/Out	Length	Overall	Polished
2.5in./2.5in.	14in.	20in.	14211



In/Out	Length	Overall	Stainless
2.5in./2.5in.	14in.	20in.	12158
3in./2.25in.	18in.	24in.	12278
3in./2.5in.	14in.	20in.	12198
3in./2.5in.	18in.	24in.	12288

4 in. Round



In/Out	Length	Overall	Stainless
2.5in./2.5in.	14in.	20in.	10416



In/Out	Length	Overall	Stainless
2.5in./2.5in.	18in.	24in.	12265

6 in. Round



In/Out	Length	Overall	Stainless
2in./2in.	14in.	20in.	12614

Don't see what you need?

Call us at 860-296-9330

400 Ledyard Street Hartford CT 06114
Tel: (860) 296 9330 Toll Free: (800) 487 7609 Fax: (860) 296 9950

GT CONVERTERS
& Exhaust Warehouse



Flowmaster Family of Mufflers

The “Flowmaster Sound” is the true tone of muscle and performance. Available in a wide range of domestic and import applications for automobiles and trucks. Flowmaster mufflers produce more power than Original Equipment (OE) and competitive aftermarket products. What makes Flowmaster so unique is our performance improvements are paired with our “signature” exhaust tones. The “Flowmaster Sound” is offered in many different tones depending upon the muffler series. From the deep, aggressive sound of the Super 44 to the quiet and subtle Flowmaster tone of the 70 Series, Flowmaster offers the perfect performance and exhaust tone to fit your application!



IN / OUT	C / C	O / C	C / O	O / O	O / O SAME SIDE
2.25"	----	42441	----	42443	----
2.50"	----	42541	----	42543	----
3.00"	----	43041	----	43043	----



IN / OUT	D / C	C / D
3.00" / 2.50"	----	430402



IN / OUT	C / C	O / C	C / O	O / O	O / O SAME SIDE
2.00"	942040	942041	942042	942043	----
2.25"	942440	942441	942442	942443	942444
2.50"	942540	942541	942542	942543	942544
3.00"	943040	943041	943042	943043	943044

Don't see what you need?

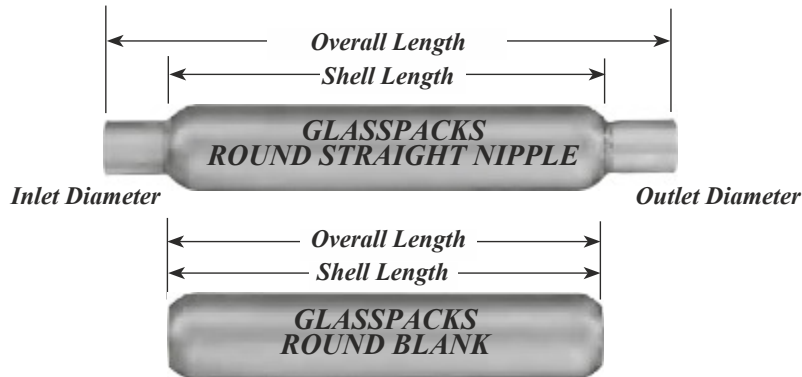
Call us at 860-296-9330

400 Ledyard Street Hartford CT 06114
Tel: (860) 296 9330 Toll Free: (800) 487 7609 Fax: (860) 296 9950

GT CONVERTERS
& Exhaust Warehouse

ALUMINIZED GLASSPACKS

- Aluminized Heavy Duty, 15 Gauge, 3", 3 1/2" and 4" Diameter Shells
- Spiral Louvered Inner Core Produces a Deep, Mellow Tone, Decreases back pressure and Increases Performance
- AKDDQ Necks Allow For Easy Expansion
- Single Packs



P/N	CASE DIAMETER	CASE LENGTH	CORE DIAMETER	OAL	NECK INLET	NECK OUTLET	NECK CONFIG
			3" Case / 1 3/4" Core				
301200S	3"	12"	1 3/4"	12"			Blank
301211S	3"	12"	1 3/4"	18"	1 3/4"	1 3/4"	Straight
301800S	3"	18"	1 3/4"	18"			Blank
301811S	3"	18"	1 3/4"	24"	1 3/4"	1 3/4"	Straight
			3 1/2" Case / 2" Core				
351200S	3 1/2"	12"	2"	12"			Blank
351211S	3 1/2"	12"	2"	18"	2"	2"	Straight
351600S	3 1/2"	16"	2"	16"			Blank
351611S	3 1/2"	16"	2"	22"	2"	2"	Straight
351800S	3 1/2"	18"	2"	18"			Blank
351811S	3 1/2"	18"	2"	24"	2"	2"	Straight
351812S	3 1/2"	18"	2"	24"	2"	2"	Medium
351822S	3 1/2"	18"	2"	24"	2"	2"	Full
352200S	3 1/2"	22"	2"	22"			Blank
352211S	3 1/2"	22"	2"	28"	2"	2"	Straight
352400S	3 1/2"	24"	2"	24"			Blank
352411S	3 1/2"	24"	2"	30"	2"	2"	Straight
352600S	3 1/2"	26"	2"	26"			Blank
352611S	3 1/2"	26"	2"	32"	2"	2"	Straight
353000S	3 1/2"	30"	2"	30"			Blank
353011S	3 1/2"	30"	2"	36"	2"	2"	Straight

400 Ledyard Street Hartford CT 06114
 Tel: (860) 296 9330 Toll Free: (800) 487 7609 Fax: (860) 296 9950



ALUMINIZED GLASSPACKS (Cont.)

P/N	CASE DIAMTER	CASE LENGTH	CORE DIAMETER	OAL	NECK INLET	NECK OUTLET	NECK CONFIG
			3 1/2" Case / 2 1/4" Core				
3516002S	3 1/2"	16"	2 1/4"	16"			Blank
3516112S	3 1/2"	16"	2 1/4"	22"	2 1/4"	2 1/4"	Straight
3518002S	3 1/2"	18"	2 1/4"	18"			Blank
3518112S	3 1/2"	18"	2 1/4"	24"	2 1/4"	2 1/4"	Straight
3518115S	3 1/2"	18"	2 1/4"	24"	2 1/2"	2 1/2"	Straight
3518122S	3 1/2"	18"	2 1/4"	24"	2 1/4"	2 1/4"	Medium
3522002S	3 1/2"	22"	2 1/4"	22"			Blank
3522112S	3 1/2"	22"	2 1/4"	28"	2 1/4"	2 1/4"	Straight
35221132S	3 1/2"	22"	2 1/4"	28"	2 1/2"	2 1/2"	Straight
3524002S	3 1/2"	24"	2 1/4"	24"			Blank
3524112S	3 1/2"	24"	2 1/4"	30"	2 1/4"	2 1/4"	Straight
35241132S	3 1/2"	24"	2 1/4"	30"	2 1/2"	2 1/2"	Straight
3526002S	3 1/2"	26"	2 1/4"	26"			Blank
3526112S	3 1/2"	26"	2 1/4"	32"	2 1/4"	2 1/4"	Straight
35261132S	3 1/2"	26"	2 1/4"	32"	2 1/2"	2 1/2"	Straight
3530002S	3 1/2"	30"	2 1/4"	30"			Blank
3530112S	3 1/2"	30"	2 1/4"	36"	2 1/4"	2 1/4"	Straight
35301132S	3 1/2"	30"	2 1/4"	36"	2 1/2"	2 1/2"	Straight
			4" Case / 2 1/4" Core				
401800S	4"	18"	2 1/4"	18"			Blank
401811S	4"	18"	2 1/4"	24"	2 1/4"	2 1/4"	Straight
402200S	4"	22"	2 1/4"	22"			Blank
402211S	4"	22"	2 1/4"	28"	2 1/4"	2 1/4"	Straight
403000S	4"	30"	2 1/4"	30"			Blank
403011S	4"	30"	2 1/4"	36"	2 1/4"	2 1/4"	Straight
			4" Case / 2 1/2" Core				
4012005S	4"	12"	2 1/2"	12"			Blank
40121135S	4"	12"	2 1/2"	18"	2 1/2"	2 1/2"	Straight
4018005S	4"	18"	2 1/2"	18"			Blank
40181135S	4"	18"	2 1/2"	24"	2 1/2"	2 1/2"	Straight
4024005S	4"	24"	2 1/2"	24"			Blank
40241135S	4"	24"	2 1/2"	30"	2 1/2"	2 1/2"	Straight
4530005S	4"	30"	2 1/2"	30"			Blank
40301135S	4"	30"	2 1/2"	36"	2 1/2"	2 1/2"	Straight
			4" Case / 3" Core				
4012006S	4"	12"	3"	12"			Blank
40121146S	4"	12"	3"	18"	3"	3"	Straight
4018006S	4"	18"	3"	18"			Blank
40181146S	4"	18"	3"	24"	3"	3"	Straight
4024006S	4"	24"	3"	24"			Blank
40241146S	4"	24"	3"	30"	3"	3"	Straight

400 Ledyard Street Hartford CT 06114
Tel: (860) 296 9330 Toll Free: (800) 487 7609 Fax: (860) 296 9950




STAINLESS & CHROME TIPS



PBRAC5012-4SS INSIDE ROLL ANGLE 5" X 12" - FITS 4" PIPE



PSDW4128SS DUAL WALL SLANT 4.50" X 8" - FITS 2.25" PIPE



POR512SS OVAL RESONATED 5.50" X 3.50" X 7.50" - FITS 2.50" PIPE



IRAC31212-BV INSIDE ROLL ANGLE 3.50" X 12" - FITS 2.25" PIPE



JDA200 DUAL ANGLE CUT 11" X 5.50" - FITS 2" PIPE



JDP200 DUAL PENCIL TIP 11" X 5.50" - FITS 2" PIPE



JDR214 DUAL ANGLE RESONATOR 14.50" X 6" - FITS 2.25" PIPE



JDT214 DUAL TRANS AM 12" X 4.50" - FITS 2.25" PIPE



JFC200 FOREIGN CAR TIP 6" X 2.25" - FITS 2" PIPE



JTT200L DUAL TRUCK LEFT 12" X 6.50" - FITS 2" PIPE

JTT200R DUAL TRUCK RIGHT 12" X 6.50" - FITS 2" PIPE

STAINLESS & CHROME TIPS



JCT410 CHEVELLE 10" X 4" - FITS 2.50" PIPE

JST200 CHEVELLE 12" X 3" - FITS 2" PIPE

JWS200 CHEVELLE 7" X 2.50" - FITS 2" PIPE

JWT200 CHEVELLE 9" X 3" - FITS 2" PIPE

JWT212 CHEVELLE 12" X 3" - FITS 2" PIPE



IRPT4012 INSIDE ROLL PENCIL 4" X 12" - FITS 2.50" PIPE



IRPT200 INSIDE ROLL PENCIL 2.50" X 8" - FITS 2" PIPE



PRS600SS INSIDE ROLL SLANT 6" X 9" OVAL - FITS 2.25" PIPE



PRPT3507SS INSIDE ROLL FITS 2.25" PIPE



JCB214-SS CHEVY BOWTIE 9" X 4.75" - FITS 2.25" PIPE

Don't see what you need?

Call us at 860-296-9330

400 Ledyard Street Hartford CT 06114
Tel: (860) 296 9330 Toll Free: (800) 487 7609 Fax: (860) 296 9950

GT CONVERTERS
& Exhaust Warehouse

STAINLESS & CHROME TIPS



IRAC412 INSIDE ROLL ANGLE 4" X 12" - FITS 2.50" PIPE
IRAC418 INSIDE ROLL ANGLE 4" X 18" - FITS 2.50" PIPE



JAC134 ANGLE CUT 8" X 2" - FITS 1.75" PIPE
JAC312-214 ANGLE CUT 12" X 3" - FITS 2.25" PIPE
JAC412 ANGLE CUT 12" X 4" - FITS 2.50" PIPE



PAC31212SS ANGLE CUT 3.50" X 12" - FITS 2.25" PIPE
PAC31218SS ANGLE CUT 3.50 X 18" - FITS 2.25" PIPE
PAC312SS ANGLE CUT 3" X 12" - FITS 2.25" PIPE
PAC418SS ANGLE CUT 4" X 18" - FITS 2.50" PIPE



PRAC31218SS INSIDE ROLL ANGLE 3.50" X 18" - FITS 2.25" PIPE
PRAC31222SS INSIDE ROLL ANGLE 3.50" X 22" - FITS 2.50" PIPE
PRAC418SS INSIDE ROLL ANGLE 4" X 18" - FITS 2.50" PIPE



**CT 20
COUNTER TOP TIP
DISPLAY STAND
(HOLDS 20 TIPS)**

UNIVERSAL ALUMINIZED & STAINLESS X & Y PIPES



SXP2SS	2" DUAL IN/DUAL OUT STAINLESS X PIPE
SXP3	2 1/4" STAMPED X PIPE
SXP3SS	2 1/4" DUAL/DUAL IN OUT STAINLESS X PIPE
SXP4	2 1/2" STAMPED X PIPE
SXP4SS	2 1/2" DUAL IN/DUAL OUT STAINLESS X PIPE
SXP6	3" STAMPED X PIPE
SXP6SS	3" DUAL IN/DUAL OUT STAINLESS X PIPE



SU2-2	2" STAMPED Y PIPE
SU3-3	2 1/4" STAMPED Y PIPE
SU4-3	2 1/2" X 2 1/4" DUAL STAMPED Y PIPE
SU4-4	2 1/2" STAMPED Y PIPE
SU6-3	3" X 2 1/4" DUAL STAMPED Y PIPE
SU6-4	3" X 2 1/2" DUAL STAMPED Y PIPE
SUP6-6	3" X 3" STAMPED Y PIPE



UNIVERSAL ALUMINIZED Y-PIPES

P/N	INLET SIZE	OUTLET SIZE	OVERALL SIZE
AVY225	2 1/4" I.D.	2 1/4" O.D.	12"
AVY250	2 1/2" I.D.	2 1/2" O.D.	12"

Inlet



Outlets

UNIVERSAL ALUMINIZED Y-PIPES

P/N	INLET SIZE	OUTLET SIZE	OVERALL SIZE
AY175	1 3/4" I.D.	1 3/4" O.D.	12 1/2"
AY200	2" I.D.	2" O.D.	12 1/2"
AY225	2 1/4" I.D.	2 1/4" O.D.	12 1/2"
AY250	2 1/2" I.D.	2 1/2" O.D.	13"
AY300	3" I.D.	2 1/2" O.D.	13"

400 Ledyard Street Hartford CT 06114
Tel: (860) 296 9330 Toll Free: (800) 487 7609 Fax: (860) 296 9950

GT CONVERTERS
& Exhaust Warehouse

FLEX SOLUTIONS

EXHAUST PIPES - PASSENGER CAR

CHRYSLER/DODGE/PLYMOUTH

121681

Inlet - 4 Bolt Flange
 Outlet - 2 1/4" O.D.
 O.A.L. - 8 1/2"
 Gasket - 9289



95-00	CHRYSL Cirrus, Sebring, 2.4L & 2.5L
95-00	DODGE Stratus 2.0L, 2.4L & 2.5L
98-00	PLYM Breeze 2.0L & 2.4L

121683

Inlet - 4 Bolt Flange
 Outlet - 2 1/2" O.D.
 O.A.L. - 6"
 Gasket - 9289



00-05	DODGE Neon 2.0L
	With Inner Lock Flex (Inner Heat Shield)

FORD/LINCOLN/MERCURY

123529

Inlet - 2 Bolt Flange
 Outlet - 2" I.D.
 O.A.L. - 32 1/4"
 Gasket - 9274



95-97	FORD Contour 2.0L
95-97	MERCURY Mystique 2.0L

122623

Inlet - 2 Bolt Flange
 Outlet - 2 1/2" O.D.
 O.A.L. - 20"
 Gasket - 9088



98-99	CHEV Lumina, Monte Carlo 3.8L
-------	-------------------------------

122624

Inlet - 2 Bolt Flange
 Outlet - 2 1/4" O.D.
 O.A.L. - 20 1/2"
 Gasket - 8762



97-04	BUICK Centry 3.1L
00-04	CHEV Impala, Monte Carlo 3.4L
97-04	PONT Grand Prix 3.1L

122625

Inlet - 4 Bolt Flange
 Outlet - 1 3/4" I.D.
 O.A.L. - 20"
 Gasket - 9054



96-98	BUICK Skylark 2.4L AT
96-98	OLDS Achieva 2.4L AT
96-98	PONT Grand Am 2.4L AT

123532

Inlet - 2 Bolt Flange
 Outlet - 2 1/4" O.D.
 O.A.L. - 25"
 Gasket - 8762



98-03	CHEV Malibue 3.;1L
99-04	OLDS Alero 3.4L
98-99	OLDS Cutlass 3.1L
99-04	PONT Grand Am 3.4L
	With Inner Braid Flex

VOLKSWAGEN

121689

Inlet - 6 Bolt Dual Inlet Flange
 Outlet - 1 3/4" O.D.
 O.A.L. - 3 3/4"
 Gasket - 9213



87-92	VW Jetta & Golf 1.8L
-------	----------------------

FLEX SOLUTIONS

EXHAUST PIPES - PASSENGER CAR

GENERAL MOTORS

121686

Inlet - 4 Bolt Flange
 Outlet - 1 3/4" I.D.
 O.A.L. - 4 1/4"
 Gasket - 9054



96-98	BUICK Skylark 2.4L
96-98	CHEV Cavalier, 97-98 Mailibu 2.4L
96-98	OLDS Achieva 2.4L
96-98	PONT Grand Am, Sunfire 2.4L
	With Inner Braid Flex

121691

Inlet - 3 Bolt Flange
 Outlet - 2 3/32" I.D.
 O.A.L. - 4"
 Gasket - 8403



05-07	CHEV Cobalt 2.2L & 2.4L
06-07	CHEV Cobalt 2.4L
06-07	CHEV HHR 2.2L & 2.4L
05-07	SATURN Ion 2.2L
06-07	SATURN Ion 2.4L
2007	PONTIAC G5 2.2L & 2.4L
	With Inner Braid Flex

122618

Inlet - 3 Bolt Flange
 Outlet - 2" O.D.
 O.A.L. - 23 1/2"
 Gasket - 9207



99-02	CHEV Cavalier 2.4L
99-00	CHEV Mailibu 2.4L
99-01	PONT Grand Am 2.4L
99-02	PONT Sunfire 2.4L
99-01	OLDS Alero 2.4L

122619

Inlet - 4 Bolt Flange
 Outlet - 1 3/4" I.D.
 O.A.L. - 21"
 Gasket - 9054



96-98	CHEV Cavalier/Pontiac Sunfire 2.4L
97-98	CHEV Malibu 2.4L
	With Inner Braid Flex

122620

Inlet - 4 Bolt Flange
 Outlet - 1 3/4" I.D.
 O.A.L. - 22 1/2"
 Gasket - 9054



96-98	CHEV Cavalier/Pontiac Sunfire 2.4L
97-98	CHEV Malibu 2.4L
	Without Inner Braid Flex

122621

Inlet - 2 Bolt Flange
 Outlet - 2 9/16" I.D.
 O.A.L. - 19 1/2"
 Gasket - 9088



97-04	BUICK Regal 3.8L
00-05	CHEV Impala, Monte Carlo 3.8L
98-99	OLDS Intrigue 3.8L
97-03	PONT Grand Prix 3.8L
	With Inner Braid Flex

FLEX SOLUTIONS



JCM13421-3BF	
98-00	CHEV S-10 2.2L
98-00	GMC S-15 Sonoma 2.2L



JGM1342L-4BF	
96-99	PONT Grand Am A/M DOHC 2.4L
96-99	PONT Sunfire 2.4L
97-98	CHEV Malibu 4 cyl 2.4L
98	CHEV Malibu 6 cyl 3.2L
96-98	BUICK Skylark A/M DOHC 2.4L
96-98	CHEV Cavalier 2.4L
96-98	OLDS Achieva A/M DOHC 2.4L



JGM2143L-2BF	
97-04	CHEV Monte Carlo 3.4L
99-03	CHEV Malibu 3.1L
97-00	CHEV Venture 3.4L
00-04	CHEVY Impala 3.4L
97-04	BUICK Century 3.1L
97-98	BUICK Regal 3.1L
97-00	OLDS Silhouette 3.4L
97-04	PONT Grand Prix 3.1L
97-00	PONT Montana/Transport 3.4L



JGM2143L-3BF	
99-02	CHEV Cavalier 2.4L
1999	CHEV Malibu 2.4L
99-01	OLDS Alero VIN T 2.4L
02-04	OLDS Alero VIN F 2.2L
1999	PONT Grand Design #2 2.4L
99-01	PONT Grand AM SE VIN T 2.4L
02-04	PONT Grand AM VIN F 2.2L
99-02	PONT Sunfire 2.2L



JGM1342L-2BF	
96-97	CHEV S-10 2.2L
96-97	GMC S-15 Sonoma 2.2L
96-97	ISUZU Hombre 2.2L



JGM2143L-3LBF	
98-99	CHEV Monte Carlo 3.8L
99-05	CHEV Cavalier Exc. Code 4 2.2L
05-08	CHEV Cobalt 2.2L
06-07	CHEV Cobal 2.4L
06-07	CHEV HHR 2.2L, 2.4L
2007	PONT G5 2.2L, 2.4L
05-07	SATURN Ion 1, 2, 3 2.2L
05-07	SATURN Ion 3 2.4L



JGM2123L-2BF	
97-01	CHEV Lumina 3.1L
2001	CHEV Impala 3.4L
97-99	CHEV Monte Carlo 3.0L
1997	OLDS Cutlass Supreme 3.1L



JFC2128L-3BF	
95-00	FORD Contour V6 w/AT 2.5L
95-00	MERC Mystique V6 w/AT 2.5L

Don't see what you need?

Call us at 860-296-9330

FLEX SOLUTIONS



JDS2123L-4BF			
95-00	DODGE Stratus 2.0L, 2.4L, 2.5L	96-00	DODGE Caravan/Grand Caravan 2.4L
98-00	PLYM Breeze 2.0L	96-01	DODGE Caravan/Grand Caravan 3.3L
97-00	PLYM Neon 2.0L	96-01	DODGE Caravan 3.8L
95-00	CHRY Sebring 2.4L, 2.5L	96-00	DODGE Grand Caravan 3.8L
96-97	CHRY Cirrus 2.4L	96-00	PLYM Voyager/Grand Voyage 2.4L
95-98	CHRY Cirrus LT 2.5L	96-01	PLYM Voyager 3.3L, 3.8L
01-07	PT Crusier Turbo 2.4L	96-00	PLYM Grand Voyager 3.3L, 3.8L
		96-00	CHRY Town & Country 3.3L, 3.8L



JFT2004L-2BF	
00-05	FORD Taurus DOHC VIN S 3.0L
00-07	FORD Taurus DOHC VIN U 3.0L
00-05	MERC Sable DOHC VIN S 3.0L
00-07	MERC Sable VIN U 3.0L



JGM21242L-2BF	
98-99	OLDS Intrigue K Engine 3.8L
99-02	OLDS Intrigue 3.5L
97-03	PONT Grand Prix 3.8L



JIMP1342L-6BF	
98-00	VW 2.0L



JVW2123L-4BF	
06-08	VW Jetta



JGM2126L-BB-3BFL	
CHEV Big Block - Left Side	



JGM2126L-BB-2BR	
CHEV Big Block - Right Side	



JGM2143L-3LBF-C	
02-05	CHEV Cobalt DOHC VIN F 2.2L
05-08	CHEV Cobalt DOHC VIN F 2.2L
05-08	CHEV Cobalt VIN B 2.4L
06-08	CHEV Cobalt HHR DOHC VIN B 2.4L
06-08	PONT G5 DOHC 2.2L
07-08	PONT G5 DOHC 2.4L



JPGP2343L-2BF	
97-03	BUICK Regal 3.8L
00-05	CHEV Impala K engine 3.8L
04-05	CHEV Impala Supercharged 3.8L
99	CHEV Lumina VIN K 3.8L
00-05	CHEV Monte Carlo K engine 3.8L
04-08	CHEV Monte Carlo Supercharged 3.8L
97-03	PONT Grand Prix 3.8L
99	PONT GTP Supercharged 3.8L
98-99	OLDS Intrigue K engine 3.8L
99-02	OLDS Intrigue 3.5L

400 Ledyard Street Hartford CT 06114
 Tel: (860) 296 9330 Toll Free: (800) 487 7609 Fax: (860) 296 9950



GT CONVERTERS

& Exhaust Warehouse

400 LEDYARD STREET HARTFORD CT 06114

Local: 860-296-9330

Toll Free 800-487-7609



*** THESE SYSTEMS AVAILABLE AS SPECIAL ORDER ONLY
PLEASE CALL FOR PRICING AND AVAILABILITY**

Don't see what you need?

Call us at 860-296-9330